

Deutsch 2 – 4. Woche

28. April – 1. Mai 2020 -- am 4. Mai bis 9:00 Uhr morgens fällig

Essential Questions: What do shopping habits and food choices say about a culture?

How have the restrictions due to the Coronavirus changed how people shop?

Learning Targets: We are reviewing the past tense so that we can describe our personal experiences.

We are learning to talk about our day-to-day lives so that we can relate to each other and support each other through this challenging time.

We are learning vocabulary for food items so we can talk about what we buy when we go grocery shopping.

We are learning about different kinds of grocery stores so that we can determine where the best place to shop would be.

Success Criteria: I can talk about foods I eat often while under quarantine.

I can talk about foods and restaurants I miss.

I can use das Präteritum (simple past tense) to talk about occurrences in the past tense.

I can name five foods and two kinds of grocery stores.

I can define key terms and identify main ideas in a text about Germany's response to the Coronavirus.

YOUR ASSIGNMENTS (please read to the end before you start working!):

1) Seesaw recording – Was isst du oft während der Quarantäne? (What do you eat often while under quarantine?)

- Use the Seesaw app to record audio or video (though a video file might be big!) of yourself, telling me what you eat often (or a lot of) since you've been under quarantine.
 - Isst du... viel Salat? viel Fleisch? viel Kuchen? viel Pasta? ("Ich esse oft [kind of food].")
 - Was vermisst du? Also tell me if there is some kind of food or a restaurant you really miss, for example: "Ich vermisse [kind of food]" or "Ich vermisse [name of restaurant]."
 - Was (oder wo) möchtest du essen? What/where would you like to eat, if you could? ("Ich möchte [kind of food] essen." "Ich möchte bei [name of restaurant] essen.")
 - See [Frau Smith's example](#) for ideas and pronunciation of new vocab.
- You may prepare your answers ahead of time before you record, but NO INTERNET TRANSLATORS! [LEO](#), [Linguee](#), and [WordReference](#) are good websites/apps for looking up individual words, but not for translating whole sentences. Use the language we have learned in class! I expect mistakes!
- If you for some reason don't have the Seesaw app or have never used it before, you need to get it now, if possible! Follow [these directions](#) for how to get the app and set up Seesaw. You will need a code that is unique to our class, which I am not going to post on the website. You must email me or contact me

Deutsch 2 – 4. Woche

28. April – 1. Mai 2020 -- am 4. Mai bis 9:00 Uhr morgens fällig

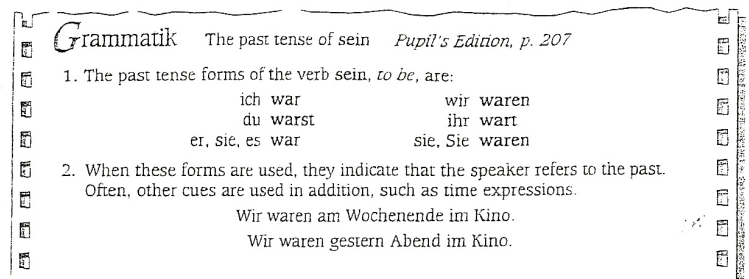
on the Remind if you need the class code. If you have ever successfully posted anything in Seesaw before, you are already set up and do not need a new code; the code is only for people who have never joined our Seesaw class. If you are unable to use the Seesaw app, please send me a message.

- **If you have tried but can't get Seesaw to work**, you can call my Google Voice number and leave me a message. The number is **(925) 272-9925**; when you call it will go straight to voicemail. SAY YOUR NAME and then leave your message. (**Seesaw is still preferable for these recordings**, but I understand that the app isn't working for everyone.)

2) Woche 3 Arbeitsblatt: waren Übung – [Corrections video](#)

Last week you filled out a [worksheet](#) about the verb *sein* in the simple past tense (das Präteritum). [Here](#) is a video where I share my computer screen and walk you through the answers to the waren Übung worksheet.

- Follow along with me to correct your answers. Especially watch the video if you struggled with the worksheet or found yourself using a translator to write the sentences (no translators!!).
- Here is a little refresher on conjugating the past tense of the verb *sein* (*waren*):



3) [Essen Wortsalat!](#)

Last week, in [this video](#), I led you through notes and exercises for foods and food stores. If you don't have the notes yet, watch the video now! I have also posted the [notes in PDF form](#) if you can't watch the video. I still expect you to copy the vocab into your Heft and write the sentences at the end, even if you can't watch the video! (See [last week's instructions](#).)

- This week, you have a [Wortsalat](#) (= wordsearch—funny word, considering our new food vocab!).
- The Wortsalat is a PDF that you will need to print if you want to solve the puzzle on paper and take a picture to send to me. I have also posted the Wortsalat as a Word Document so that, if you don't have a printer, you can draw lines on the document like I did for the example. (To draw lines, go up to Insert at the top of the screen, then to Shapes, then pick the straight line.) Once you finish the Wortsalat on the computer, you can email it back to me. I would prefer you to turn it into a PDF before you email it back to me as this avoids some formatting issues that can happen when working with Word Documents, especially if you are on a Mac, but if you don't have a PDF program on your computer, you can just send back the Word Document. **Please save your document, either the PDF or the Word Doc, with your name and period number in addition to the title of the assignment in the file name.** (Example: Allison Smith - Per 5 – Wortsalat)

Deutsch 2 – 4. Woche

28. April – 1. Mai 2020 -- am 4. Mai bis 9:00 Uhr morgens fällig

- Extra! [This document](#) is super cool! It contains a lot more kinds of foods, and if you click on the dots, it will talk to you! 😊 I have also posted a [PDF version](#) of this document (though this version won't talk to you 😞).

4) [Maskenpflicht in Deutschland - Lesestück und Arbeitsblatt](#)

- I spoke recently with an American friend who now lives in Stuttgart, Deutschland. He was telling me about Germany's policy regarding wearing face masks when in public. For this assignment, you will read his email to me and complete three interpretive tasks related to the text.
- To successfully complete the [worksheet](#), remember these steps:
 - **Download the file FIRST, THEN fill it out. If you skip this step, your answers might not save at all!!**
 - The document is a fillable PDF that you will be able to type your answers directly into. HOWEVER, don't just fill it out and email it back to me; you will need to convert the file to a **non-fillable PDF** first. This is a format that neither I nor anyone else will be able to change once you have saved it as such. Follow [these directions](#) on how to convert a fillable PDF into a non-fillable PDF. **Please save the new PDF with your name and period number in addition to the title of the assignment in the file name. (Example: Allison Smith - Per 5 - Maskenpflicht.pdf)**
 - Once you have completed the worksheet and converted it to a regular (non-fillable) PDF with your name and period number in the file name, email it to me at smitha@luhsd.net. If for whatever reason you are not able to fill out the worksheet, you may type your answers into an email or Google Doc and share it with me that way. If that doesn't work for you either, you may print the worksheet or write your answers on a piece of paper, take a good picture, and send it to me via email or the Remind (or return your paper to the school so that they can scan it and send it to me).
 - Remember that, if you aren't able to type letters with umlauts, adding an "e" works as well:
 - ä = ae
 - ö = oe
 - ü = ue
 - ß = ss

5) Kahoot Challenge – wann / wie / wo #2

- Click [here](#) to go to second Kahoot Challenge Puzzle about wann, wie, wo on the Kahoot website (if you are going to use a computer).
- If you are going to use your phone like we would in class, go to **Kahoot.it** and type in the code **08316866**.

Deutsch 2 – 4. Woche

28. April – 1. Mai 2020 -- am 4. Mai bis 9:00 Uhr morgens fällig

- PLEASE JOIN THE KAHOOT USING YOUR REAL NAME, NOT A NICKNAME. Kahoot will give me feedback about the game once everyone has played, so I need to know your REAL NAME so I can give you your credit for this activity. **Fake names / nicknames will receive no credit!**
- In the puzzle, you will drag the parts of the sentences into the correct order in terms of wann, wie, wo.
- The puzzle is not timed, so really think about your answers and do your best.
- Remember that the “wann” (*when* = time) element always sticks close to the verb, either right before or right after, followed by the “wie” (*how* = manner), and lastly the “wo” (*where* = place).
- If you didn't get to play the wann/wie/wo Kahoot from Week 2, I have reopened the game: [Click here](#) to play on the website, or go to **Kahoot.it** on your phone and use the code **08636582**. NOTE: This is the only login info that will work now for the Week 2 Kahoot (the old link and code are no longer active).
- Viel Spaß!

6) Keep track of how long these assignments take you. When you email me your work, let me know in the body of the email how long it took you to finish our work this week. Danke for your feedback!

I will be sending out an email soon about how to join a Zoom conference if you would like to attend my office hours this Wednesday between 10:00 and 12:00 for extra help or just to say Hallo! Check your inbox!

**** All assignments are due Monday by 9:00 AM unless otherwise stated. ****

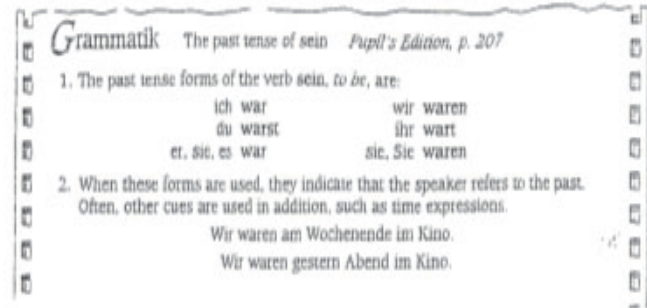


NAME Frau Smith

Fill in the forms of **waren** (= "was" → past tense of "sein" = to be) and then choose **3 to translate**.

zB: Ich war gestern mit dir in San Francisco.

1. Wo warst du denn gestern Nachmittag?
2. Ich war mit Monika im Kino.
3. Cool! Wie war der Film? Sehr gut!
4. Wart ihr schon beim Bäcker?
5. Klar! Wir waren heute Morgen beim Bäcker.
6. Gestern war Marko in der Stadt.



Übersetzungen (translate 3 sentences from above):

- a) _____
- b) _____
- c) _____

Essen Wortsalat!

In this puzzle:



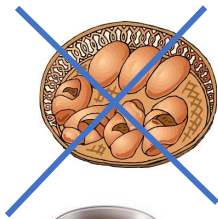
ä = ae

ö = oe

ü = ue

ß = ss

K M M P L B E S J F B A U Z E
 L A O E U O S G B I G U L U B
 O O F T H M S R P S H F E C U
 N P T F I L O Z R C E S F K A
 A E H L E E S P S H J C F E R
 R Y C B T E N I P D V H O R T
 U H R C T N E H C U K N T Y T
 B O H A S L T G O P Q I R Z D
 T E M A F F A F V L W T A Y H
 N O M K G E M U E S E T K C S
 T S C H O K O L A D E Z S T A
 K A E S E E T R O T X I E S L
 H N E H C N H E A H E A O R Z
 S A L A T S B O O L B Z V U B
 J B T F M C P E F S T I K W S



Maskenpflicht in Deutschland - Lesestück und Arbeitsblatt

Hallo Frau Smith,

es war schön, gestern mit dir zu telefonieren. Ich glaube, dass Kalifornien und Deutschland das Coronavirus so gut bekämpfen, wie sie können.

Wie du weißt, ich muss jetzt von zu Hause arbeiten. Das mag ich überhaupt nicht. Ich brauche Kontakt mit Kollegen, denn die besten Ideen kommen, wenn Menschen zusammenarbeiten.

Ich habe vergessen dir gestern über die Maskenpflicht in Deutschland zu erzählen. Wir müssen ab Montag all Masken im Supermarkt tragen. Ich glaube nicht, dass wir Masken brauchen. Ich will keine Maske tragen!

Morgen muss ich einkaufen gehen. Ich werde Eier, Mehl, und Salz kaufen, weil ich einen Kuchen backen möchte! Wenn ich Kuchen esse, geht es mir besser.

Tschüss!

Steven



A. Keyword Recognition. Find in the text the word in German that best expresses the meaning of each of the following English words/phrases:

1. To talk on the phone = _____
2. At home = _____
3. To need = _____
4. Eggs = _____
5. To buy (NOT to shop) = _____

B. Supporting Details. Determine whether each statement is true or false. If true, write the information that is given in the text to prove that it is true. If false, correct the statement with information from the text to make it true.

1. Steven thinks that Germany is doing a better job of fighting the Coronavirus than California is.

2. He still has to go to his office to work, but people have moved their work stations to comply with social distancing.

3. Steven says that he prefers to work with other people, not at home alone.

4. Starting Friday, all people in Germany will have to wear masks in the supermarket.

5. Steven doesn't think that people need to wear masks when they go outside.
-

C. Guessing Meaning from Context. Based on the text, write what the following underlined words probably mean in English. (Don't use a dictionary! It's okay if you're wrong!)

1. Ich glaube, dass Kalifornien und Deutschland das Coronavirus so gut bekämpfen, wie sie können.

= _____

2. Ich brauche Kontakt mit Kollegen... = _____

3. ... Die besten Ideen kommen, wenn Menschen zusammenarbeiten. = _____

4. Ich habe vergessen dir gestern über die Maskenpflicht in Deutschland zu erzählen.

= _____

5. Ich werde Eier, Mehl, und Salz kaufen, weil ich einen Kuchen backen möchte! = _____